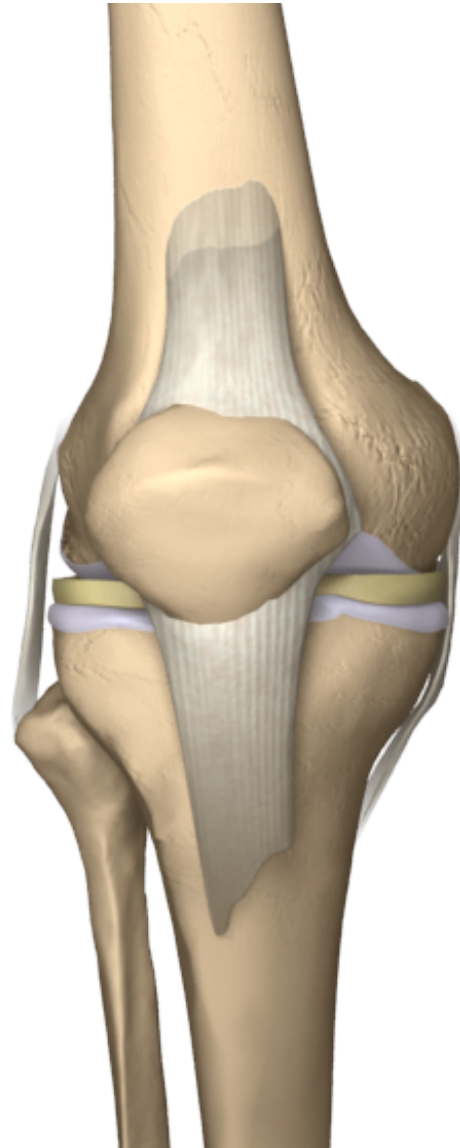
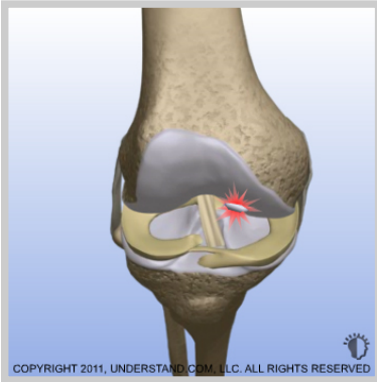


Loose Body Removal

Loose bodies are another name for free floating pieces of debris in the joint. They are tissues that have torn away from their original location and move around the joint causing pain, swelling and locking.



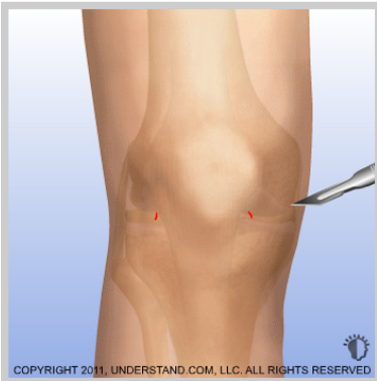


Loose Bodies Introduction

Loose bodies are another name for free floating pieces of debris in the joint. They are tissues that have torn away from their original location and move around the joint causing pain, swelling and locking.

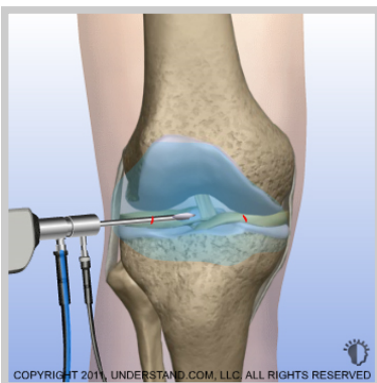
Doctor's Personal Note: A Message From Dr. Pevny

Thank you for visiting my website and viewing the 3D Animation Library. These animations should assist you in better understanding your condition or procedure. I look forward to answering any additional questions you may have. Please make an appointment by calling (970) 544-1289.



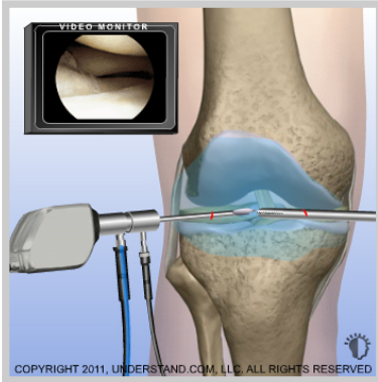
Incisions

Small incisions (portals) are made around the joint. The scope and surgical instruments will go into these incisions.



Visualization

The scope is inserted into the knee. Saline solution flows through a tube (cannula) and into the knee to expand the joint and to improve visualization. The image is sent to a video monitor where the surgeon can see inside the joint.



Removal

The loose body will be removed from the joint using a surgical instrument called a grasper.



End of Procedure

After all the loose bodies are removed from the joint the procedure is completed.