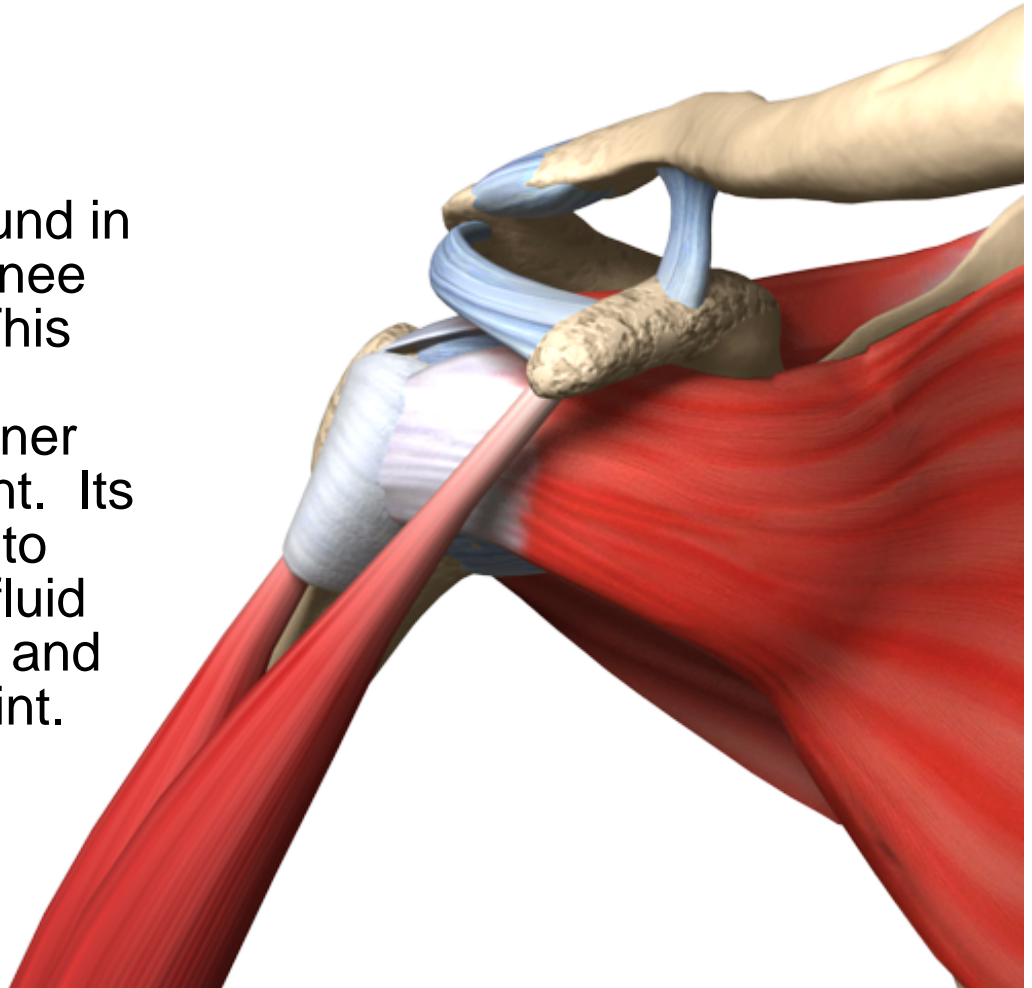
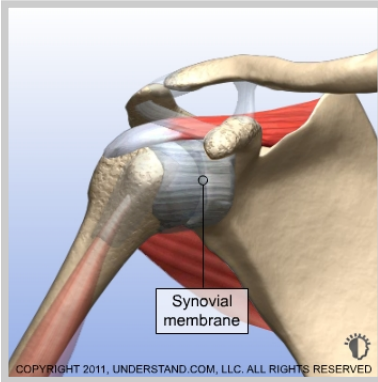


Synovial Problems

The synovial membrane is found in joints like your knee and shoulder. This thin membrane surrounds the inner lining of your joint. Its main function is to create synovial fluid which lubricates and nourishes the joint.



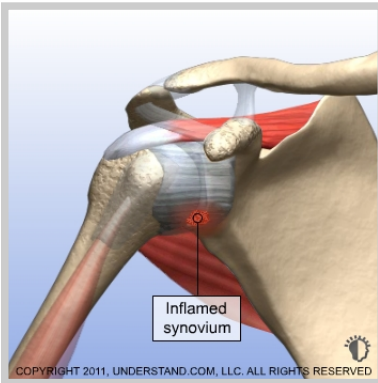


Synovial Problems Introduction

The synovial membrane is found in joints like your knee and shoulder. This thin membrane surrounds the inner lining of your joint. Its main function is to create synovial fluid which lubricates and nourishes the joint.

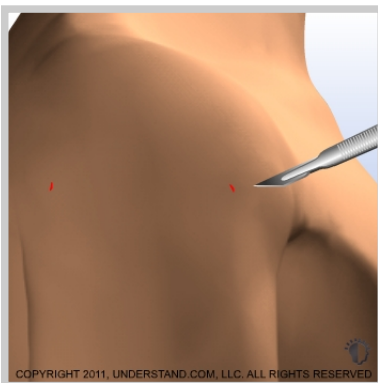
Doctor's Personal Note: A Message From Dr. Pevny

Thank you for visiting my website and viewing the 3D Animation Library. These animations should assist you in better understanding your condition or procedure. I look forward to answering any additional questions you may have. Please make an appointment by calling (970) 544-1289.



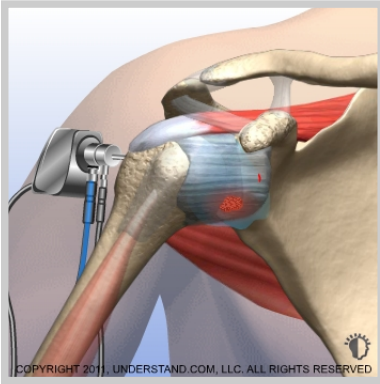
Synovial Pain

When part of your synovium becomes inflamed, it can often cause your entire joint to swell and become tender.



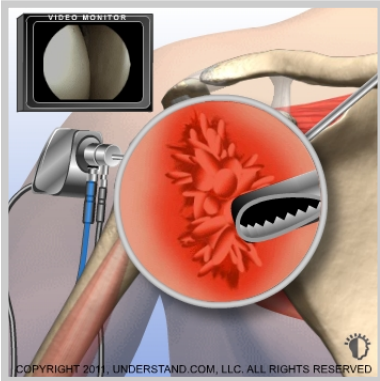
Incisions

Small incisions (portals) are made around the joint. The scope and surgical instruments will go into these incisions.



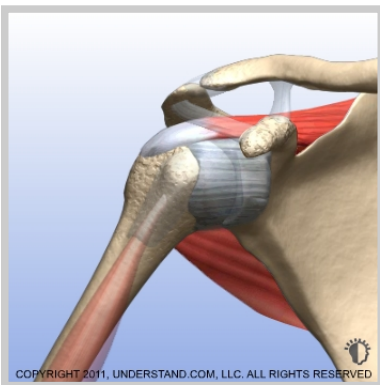
Visualization

The scope is inserted into the back of the shoulder. Saline solution flows through a tube (cannula) and into the shoulder to expand the joint and to improve visualization. The image is sent to a video monitor where the surgeon can see inside the joint.



Repair

A specialized surgical instrument is used to remove the inflamed portion of the synovium.



End of Procedure

After the removal is finished, the surgical instruments are removed and the procedure is completed.